

Appendix 4: Planning Quartile data from LG Inform for 202021 and Q3 202122

The data used below has been extracted from LG Inform. The data has been provided directly to LG Inform by authorities to enable early sight of this data for benchmarking and planning purposes and in some cases, the data provided are provisional estimates of 'official statistics'. Whilst the data has been through a number of validation checks it is still subject to revision and change.

The most recent data is only available to registered local authority users of LG Inform. Public access to the data will be granted one year after the end of the financial year for which data relates. Prior to public access being granted, named local authority results should not be disclosed publically. Data can be used in an anonymous format.

Please note not all authorities will have submitted in year data.

Major developments – Percentage of planning applications processed within 13 weeks or agreed time

ESBC

2020-21 year end	100% (Top)
2021-22 year end	100%
2021-22 Q3	100% (Top)

Quartile data – English districts

<i>English districts</i>	2020-21	2021-22 (Q3)
Top	96	100
Median	91	100
Bottom	81	88

Quartile data – CIPFA Nearest Neighbours

<i>CIPFA Nearest Neighbours</i>	2020-21 ⁱ	2021-22 (Q3)
Top	97	100
Median	88	100
Bottom	81	88

Quartile data – Geographical Neighboursⁱⁱ

<i>Geographical Neighbours</i>	2020-21	2021-22 (Q3)
Top	100	100
Median	99	100
Bottom	83	100

% of planning applications processed within 13 weeks or agreed time - major developments - Quarterly in East Staffordshire



% of planning applications processed within 13 weeks or agreed time - major developments - Quarterly - This is the percentage of major planning applications determined in a timely manner. A timely manner is defined as within 13 weeks for major applications. This was previously reported as NI 157a. Whilst this indicator focuses on major applications, data is also available broken down by county matter, minor and other applications.

Source name: Department for Levelling Up, Housing & Communities

Collection name: Development Control statistics

Polarity: High is good

Data last updated: 28/03/2022

% of planning applications processed within 13 weeks or agreed time - major developments - Quarterly (from 2020/21 Q4 to 2021/22 Q3) for East Staffordshire

Period	% of major developments processed within 13 weeks or agreed time - Quarterly			
	%			
	East Staffordshire	Minimum for All English district local authorities	Mean for All English district local authorities	Maximum for All English district local authorities
2020/21 Q4 ↕	100 ↕	0 ↕	90 ↕	100 ↕
2021/22 Q1	100	0	89	100
2021/22 Q2	100	0	90	100
2021/22 Q3	100	0	91	100

Source:
Department for Levelling Up, Housing & Communities

% of planning applications processed within 13 weeks or agreed time - major developments - Quarterly (2021/22 Q3) for All English district local authorities



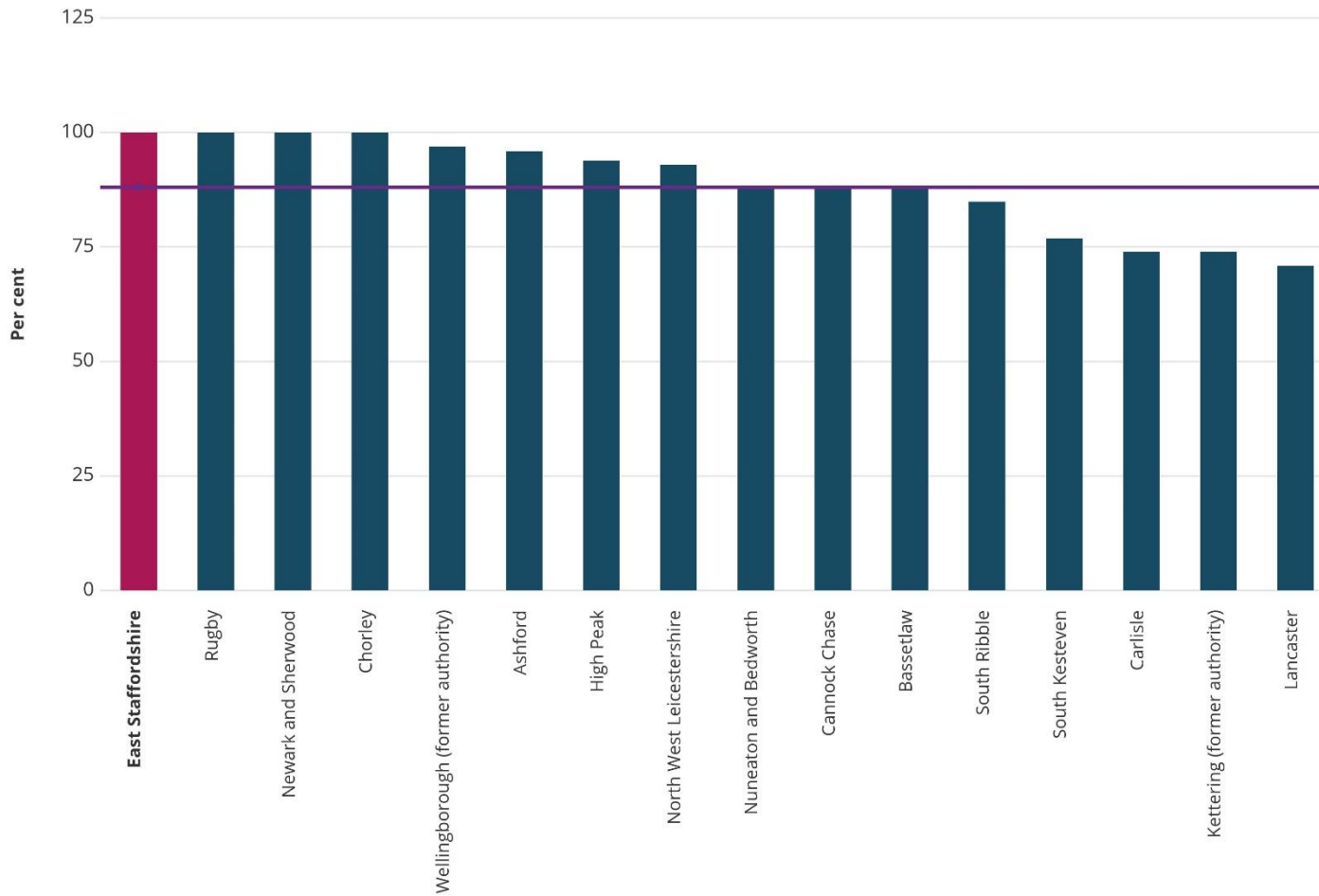
■■■■■

% of planning applications processed within 13 weeks or agreed time - major developments - Annual (from 2017/18 to 2020/21) for East Staffordshire

Period	% of major developments processed within 13 weeks or agreed time - Annual			
	%			
	East Staffordshire	Minimum for All English district local authorities	Mean for All English district local authorities	Maximum for All English district local authorities
2017/18 ↓↑	96 ↓↑	43 ↓↑	88 ↓↑	100 ↓↑
2018/19	98	50	88	100
2019/20	94	53	88	100
2020/21	100	41	88	100



% of planning applications processed within 13 weeks or agreed time - major developments - Annual (2020/21) for East Staffordshire & East Staffordshire CIPFA nearest neighbours



- % of major developments processed within 13 weeks or agreed time - Annual 2020/21
- Mean for East Staffordshire CIPFA nearest neighbours: % of major developments processed within 13 weeks or agreed time - Annual 2020/21
- East Staffordshire (Lead area)

Minor Developments –Percentage of planning applications processed within 8 weeks or agreed time

ESBC

2020-21 year end	94% (Top)
2021-22 year end	95%
2021-22 Q3	100% (Top)

Quartile data – All English districts

<i>All English districts</i>	2020-21	2021-22 (Q3)
Top	93	97
Median	88	90
Bottom	77	81

Quartile data – CIPFA Nearest Neighbours

<i>CIPFA Nearest Neighbours</i>	2020-21	2021-22 (Q3)
Top	93	94
Median	90	89
Bottom	78	83

Quartile data – Geographical Neighbours

<i>Geographical Neighbours</i>	2020-21	2021-22 (Q3)
Top	93	99
Median	89	95
Bottom	86	93

% of planning applications processed within 8 weeks or agreed time - minor developments - Quarterly (from 2020/21 Q4 to 2021/22 Q3) for East Staffordshire

Period	% of minor developments processed within 8 weeks or agreed time - Quarterly			
	%			
	East Staffordshire	Minimum for All English district local authorities	Mean for All English district local authorities	Maximum for All English district local authorities
2020/21 Q4 ↓↑	100 ↓↑	23 ↓↑	88 ↓↑	100 ↓↑
2021/22 Q1	100	0	87	100
2021/22 Q2	100	0	88	100
2021/22 Q3	100	44	87	100


% of planning applications processed within 8 weeks or agreed time - minor developments - Quarterly (2021/22 Q3) for All English district local authorities



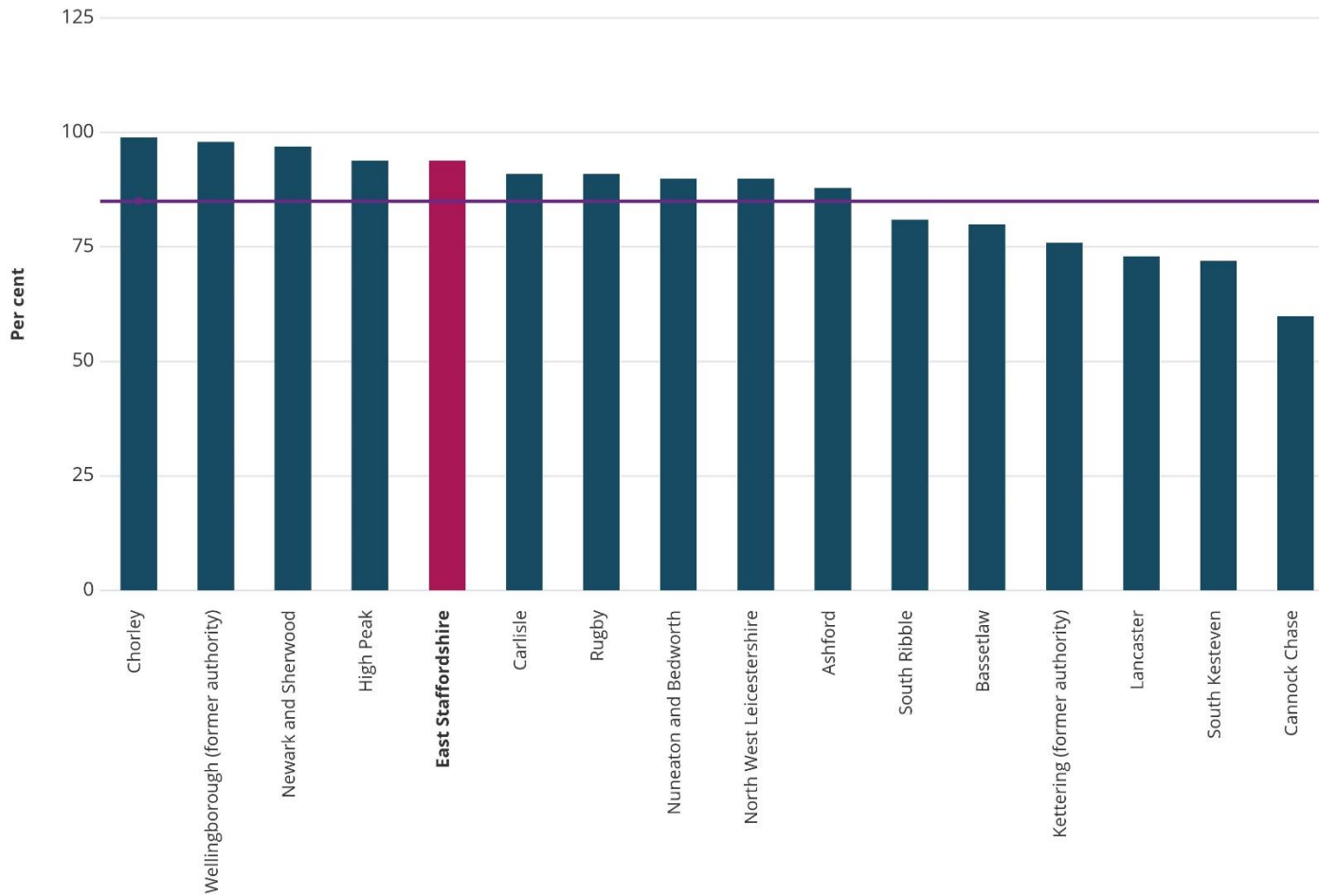


% of planning applications processed within 8 weeks or agreed time - minor developments - Annual (from 2017/18 to 2020/21) for East Staffordshire

Period	% of minor developments processed within 8 weeks or agreed time - Annual			
	%			
	East Staffordshire	Minimum for All English district local authorities	Mean for All English district local authorities	Maximum for All English district local authorities
2017/18 ↓↑	94 ↓↑	48 ↓↑	85 ↓↑	100 ↓↑
2018/19	96	49	84	100
2019/20	92	54	85	100
2020/21	94	56	85	100



% of planning applications processed within 8 weeks or agreed time - minor developments - Annual (2020/21) for East Staffordshire & East Staffordshire CIPFA nearest neighbours



- % of minor developments processed within 8 weeks or agreed time - Annual 2020/21
- Mean for East Staffordshire CIPFA nearest neighbours: % of minor developments processed within 8 weeks or agreed time - Annual 2020/21
- East Staffordshire (Lead area)

Other developments – Percentage of planning applications processed within 8 weeks or agreed time

ESBC

2020-21 year end	96% (Top)
2021-22 year end	97%
2021-22 Q3	100% (Top)

Quartile data – All English districts

<i>All English districts</i>	2020-21	2021-22 (Q3)
Top	96	98
Median	91	92
Bottom	85	84

Quartile data – CIPFA Nearest Neighbours

<i>CIPFA Nearest Neighbours</i>	2020-21	2021-22 (Q3)
Top	95	99
Median	91	88
Bottom	88	76

Quartile data – Geographical Neighbours

<i>Geographical Neighbours</i>	2020-21	2021-22 (Q3)
Top	95	100
Median	91	97
Bottom	89	92

% of planning applications processed within 8 weeks or agreed time - other developments - Quarterly (from 2020/21 Q4 to 2021/22 Q3) for East Staffordshire

Period	% of other developments processed within 8 weeks or agreed time - Quarterly			
	%			
	East Staffordshire	Minimum for All English district local authorities	Mean for All English district local authorities	Maximum for All English district local authorities
2020/21 Q4 ↓↑	100 ↓↑	20 ↓↑	90 ↓↑	100 ↓↑
2021/22 Q1	100	12	89	100
2021/22 Q2	100	0	88	100
2021/22 Q3	100	0	88	100

% of planning applications processed within 8 weeks or agreed time - other developments - Quarterly (2021/22 Q3) for All English district local authorities






% of planning applications processed within 8 weeks or agreed time - other developments - Annual (from 2017/18 to 2020/21) for East Staffordshire

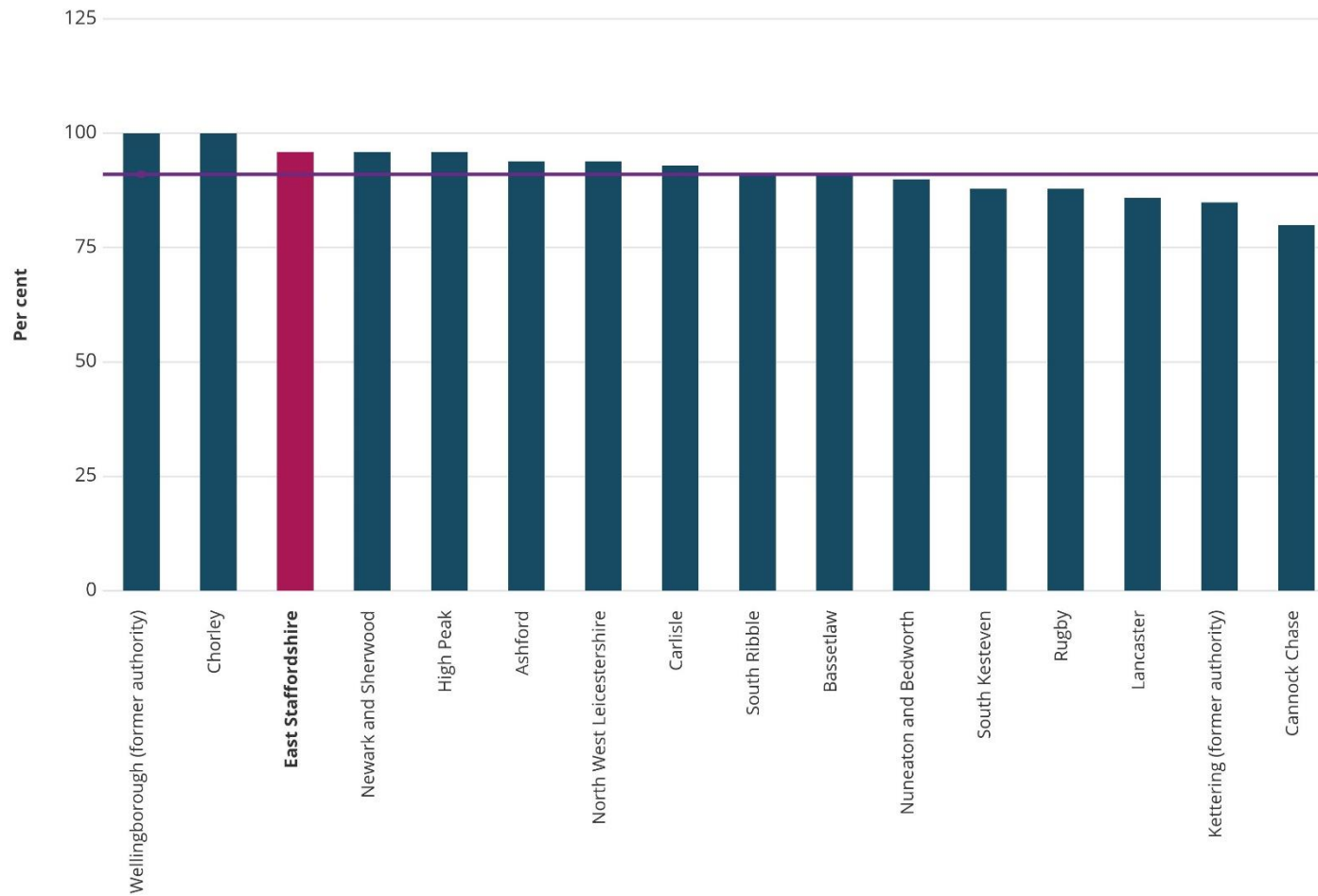
Period	% of other developments processed within 8 weeks or agreed time - Annual			
	%			
	East Staffordshire	Minimum for All English district local authorities	Mean for All English district local authorities	Maximum for All English district local authorities
2017/18 ↕	98 ↕	53 ↕	91 ↕	100 ↕
2018/19	98	65	91	100
2019/20	97	57	91	100
2020/21	96	60	89	100



% of planning applications processed within 8 weeks or agreed time - other developments - Annual (2020/21) for All English district local authorities



% of planning applications processed within 8 weeks or agreed time - other developments - Annual (2020/21) for East Staffordshire & East Staffordshire CIPFA nearest neighbours



- % of other developments processed within 8 weeks or agreed time - Annual 2020/21
- Mean for East Staffordshire CIPFA nearest neighbours: % of other developments processed within 8 weeks or agreed time - Annual 2020/21
- East Staffordshire (Lead area)

ⁱ CIPFA nearest neighbours group in 2021/21 = 16 authorities: Kettering (former authority), Bassetlaw, Carlisle, Rugby, South Kesteven, Newark and Sherwood, Wellingborough (former authority), Chorley, Ashford, NW Leicestershire, Cannock Chase, High Peak, Lancaster, Nuneaton and Bedworth, South Ribble and East Staffordshire

ⁱⁱ Geographical Neighbours = 6 authorities: East Staffordshire, Derbyshire Dales, Lichfield, South Derbyshire, Staffordshire Moorlands and Stafford